

BMW F15 X5 M Sport Front Grill Trim DIY

Here is the DIY for installing the 2014+ BMW F15 X5 M Sport front grill trim, which is equipped in Euro X5 M50d. Before and after picture.



Tools needed:


- 8mm and 10mm socket wrench
- T27 screwdriver or socket
- Plier
- Small Phillips or TORX screw driver


Step 1: Removing the wheel

- Take off the wheel for better access to the wheel well.

Step 2: Removing the fender liner

- Use the 8mm socket wrench to remove all the screws (in red circles)
- Use the 10mm socket wrench to remove one plastic nut (in yellow circle)
- For the green circles, you can use a plier to remove the insert of the plastic rivet before you can remove the rivet itself.
- Use the small Phillips or TORX screwdriver to push in the center pin of the one time use only plastic rivet that is holding the fender flares (in light blue circles). Total 8 on each side, but I personally manage to only remove the front 3 of the plastic rivets. If you feel uncomfortable, I suggest you to remove all of the plastic rivets.





Step 3: Removing the fender flare

- Press the tabs as pictured from the other side of the fender in the correct order as numbered in the picture.



Once you have all of the screws and fasteners off and the fender flare unclipped, you can now remove the fender liner. If you have the sDrive35i or xDrive35i, you will have no oil cooler inside the front bumper as shown in the pictures.



Step 4: Removing the side air vent

- Use your finger to unclip the side air vent and leave it hanging in place.





Step 4: Securing the grill trim

- Go ahead shave the tabs (circled in red), it is only used if you have M50d front bumper.



- Use a 8mm deep socket to push in the lock ring into the grill trim end while pressing the grill trim from the outside against the grill.





Note: For xDrive50i and xDrive35d owners, will have a little difficulty in installing the lock rings due to an oil coolers sitting behind the grills.

That's it and good luck on the DIY project.

Feel free to contact us at sales@raydens.com or visit our websites at <http://www.rgsportshop.com> or <http://www.socalbmwparts.com>.

Thank you – RG Sport